300 TACTICS · THEMED CHAPTERS

300 Chess Tactics: Forks, Pins & Skewers

The three tactical motifs that win most club games, taught through real positions.



- 100 fork puzzles, 100 pin puzzles, 100 skewer puzzles
- Worked examples and motif explanations
- Full solutions with algebraic notation

About this resource

Three hundred themed tactics puzzles covering forks, pins and skewers, with motifs explained before each chapter. Most tactical puzzles are a random mix. This book is deliberately organised by motif: forks first, then pins, then skewers, then mixed positions that combine all three. That structure makes the lesson stick. Each chapter opens with a one-page explanation and two worked examples. The 300 puzzles that follow are real positions from rated games, filtered for clarity. Solutions give the full line and name the motif so you can check your thinking, not just your move.

How to use this book

Study one motif per week. Before solving, name the piece you want to attack and the square you want to reach.

© SkillBooks.in · For personal, family and single-classroom use.
Commercial resale or redistribution of the files is not permitted.
Every puzzle and exercise in this book was generated and checked by our content engine.

What's inside

- How to use this book — A short routine that actually improves your chess
- 300 positions — Graded from beginner to advanced
- Full solutions — Algebraic notation for every position

How to use this book

Each diagram shows a position from practical play. The side to move is written below the board. Find the best continuation, say it aloud in algebraic notation, and only then check the solution at the back.

Chess improvement comes from accuracy, not volume. Ten puzzles solved carefully — naming the idea before the move — are worth more than fifty rushed guesses. If you miss a puzzle, set it up again a week later and solve it from the start.

- Look for checks, captures and threats first, in that order.
- Before moving, ask what your opponent's reply would be.
- Write your answer down; comparing it with the solution is where learning happens.
- Return to missed puzzles after seven days.

GOOD TO KNOW

Puzzles are arranged progressively from Beginner to Intermediate and Advanced to build your calculation confidence step by step.

DAILY PRACTICE ROUTINE & COMMITMENT

- [ ] Set a dedicated 15-minute daily focus window without phone or notifications.
- [ ] Work through each exercise completely before checking answers in the back.
- [ ] Review missed questions to understand the underlying rule or method.
- [ ] Celebrate consistency: completing one unit daily beats rushing an entire pack.

My Daily Goal: Complete _____ pages/day · Target Start Time: _____

THEME GUIDE

The Forks motif

A fork attacks two or more pieces at once. The knight is the most famous forker, but pawns, bishops, rooks and queens all do it. Look for a move that creates two threats the opponent cannot answer together.

- Scan every check first; most forced tactics begin with one.
- Count attackers and defenders before sacrificing anything.
- The first puzzle in this section is a good warm-up — the difficulty climbs as you go.

DAILY PRACTICE ROUTINE & COMMITMENT

- [ ] Set a dedicated 15-minute daily focus window without phone or notifications.
- [ ] Work through each exercise completely before checking answers in the back.
- [ ] Review missed questions to understand the underlying rule or method.
- [ ] Celebrate consistency: completing one unit daily beats rushing an entire pack.

My Daily Goal: Complete _____ pages/day · Target Start Time: _____

THEME GUIDE

The Pins motif

A pin freezes a piece because moving it would expose something more valuable behind it. Attack the pinned piece with pawns and minor pieces, and pile up on the target until it falls.

- Scan every check first; most forced tactics begin with one.
- Count attackers and defenders before sacrificing anything.
- The first puzzle in this section is a good warm-up — the difficulty climbs as you go.

DAILY PRACTICE ROUTINE & COMMITMENT

- [ ] Set a dedicated 15-minute daily focus window without phone or notifications.
- [ ] Work through each exercise completely before checking answers in the back.
- [ ] Review missed questions to understand the underlying rule or method.
- [ ] Celebrate consistency: completing one unit daily beats rushing an entire pack.

My Daily Goal: Complete _____ pages/day · Target Start Time: _____

THEME GUIDE

The Skewers motif

A skewer is a pin in reverse: the valuable piece is in front and must move, leaving the piece behind it undefended. Checks are the easiest way to set one up.

- Scan every check first; most forced tactics begin with one.
- Count attackers and defenders before sacrificing anything.
- The first puzzle in this section is a good warm-up — the difficulty climbs as you go.

DAILY PRACTICE ROUTINE & COMMITMENT

- [ ] Set a dedicated 15-minute daily focus window without phone or notifications.
- [ ] Work through each exercise completely before checking answers in the back.
- [ ] Review missed questions to understand the underlying rule or method.
- [ ] Celebrate consistency: completing one unit daily beats rushing an entire pack.

My Daily Goal: Complete _____ pages/day · Target Start Time: _____

PUZZLE #1

BEGINNER

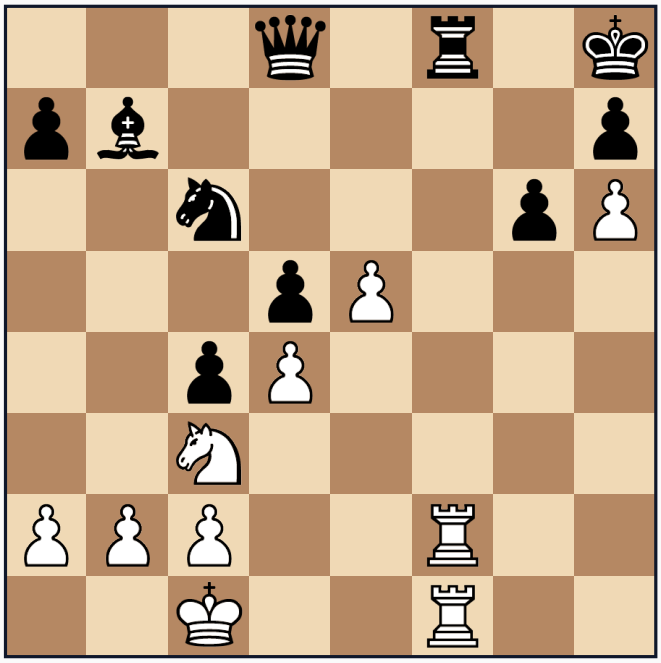

WHITE TO MOVE

Calculation & Solution

Write candidate moves before looking up answers:

1st Move: _____

Defense: _____

Follow-up: _____

Key Idea: _____

[ ] Solved correctly Time: ____ min

PUZZLE #2

BEGINNER



BLACK TO MOVE

Calculation & Solution

Write candidate moves before looking up answers:

1st Move: _____

Defense: _____

Follow-up: _____

Key Idea: _____

[ ] Solved correctly Time: ____ min

This is a free sample

The complete resource contains 160+ pages, 300 puzzles and a full answer section. Every purchase includes lifetime re-downloads from your SkillBooks account.

Get the full resource at skillbooks.in